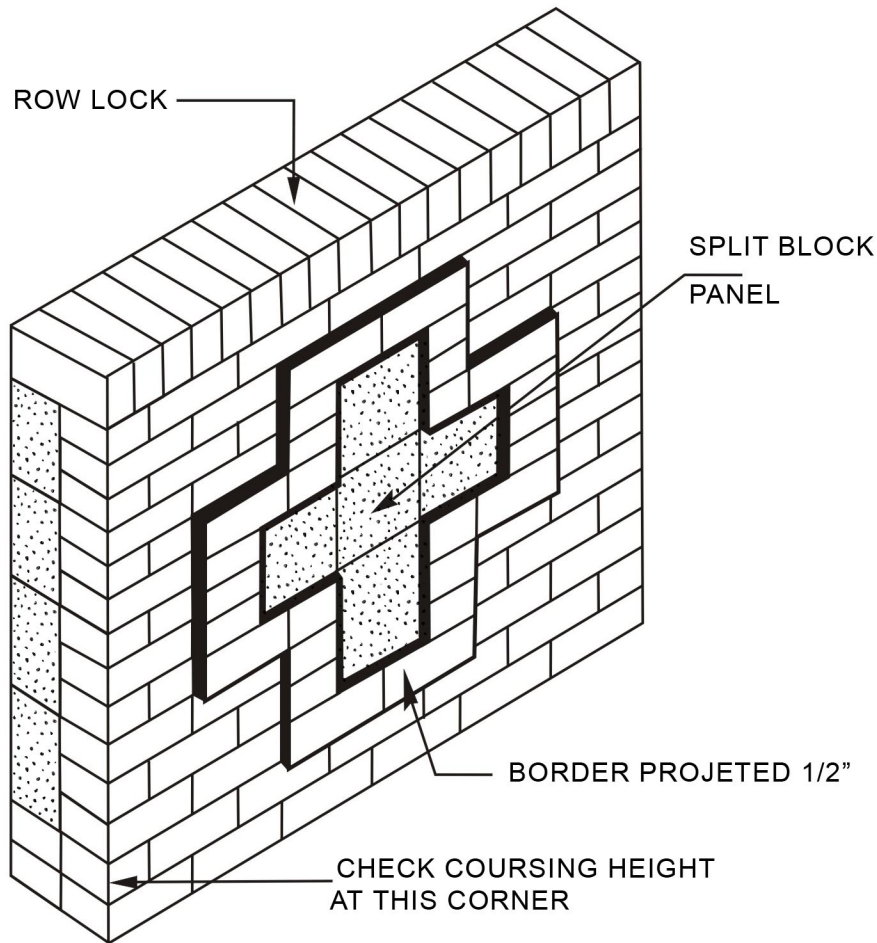
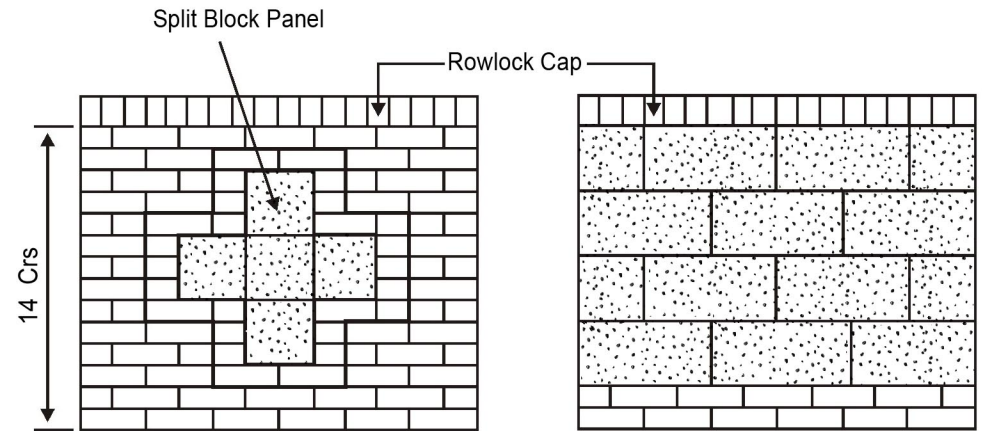


MASONRY PROJECT #15



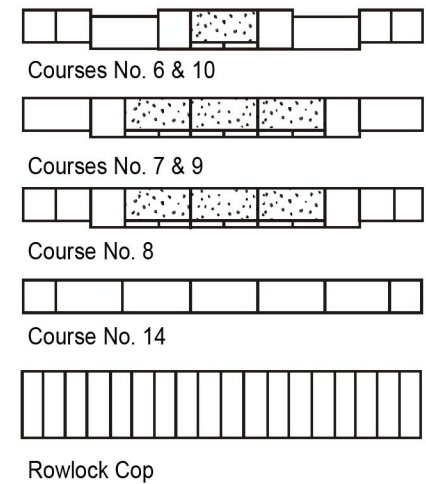
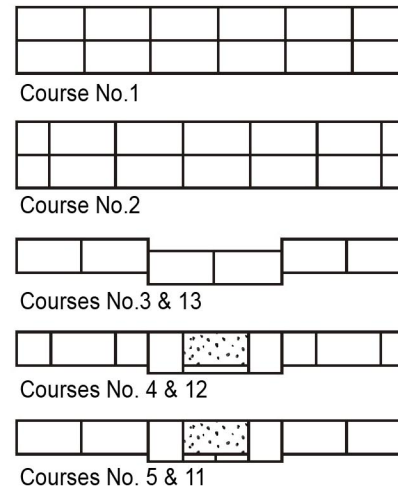
PICTORIAL VIEW

WORKING DRAWINGS ON REVERSE SIDE



Front Elevation

Rear Elevation



Bon Tool Co. does not guarantee the accuracy of the data. Please report errors and submit suggestions to Bon Tool Co.

INSTRUCTIONS

1. Build wall as shown.
2. First course of brick to be used to level project and will not be considered in judging.
3. Brick coursing to be 3 in 8" from top of first course up.
4. Fill all head, bed and collar joints.
5. Both sides and ends to be finished with concave joint.
6. Cleaning to be by brushing only.

MATERIALS REQUIRED

1. 119 modular Brick
2. 10 conc. Block 4x8x16
3. 4 conc. block 4x8x8
4. 5 split face block 4x8x8

NOTE : Course drawings are for brick only.Refer to rear elevation for block coursing.
Brick border around split block panel to be projected 1/2"

Bon Tool Co.

Gibsonia, PA 15044 • USA • 724-443-7080 • www.bontool.com