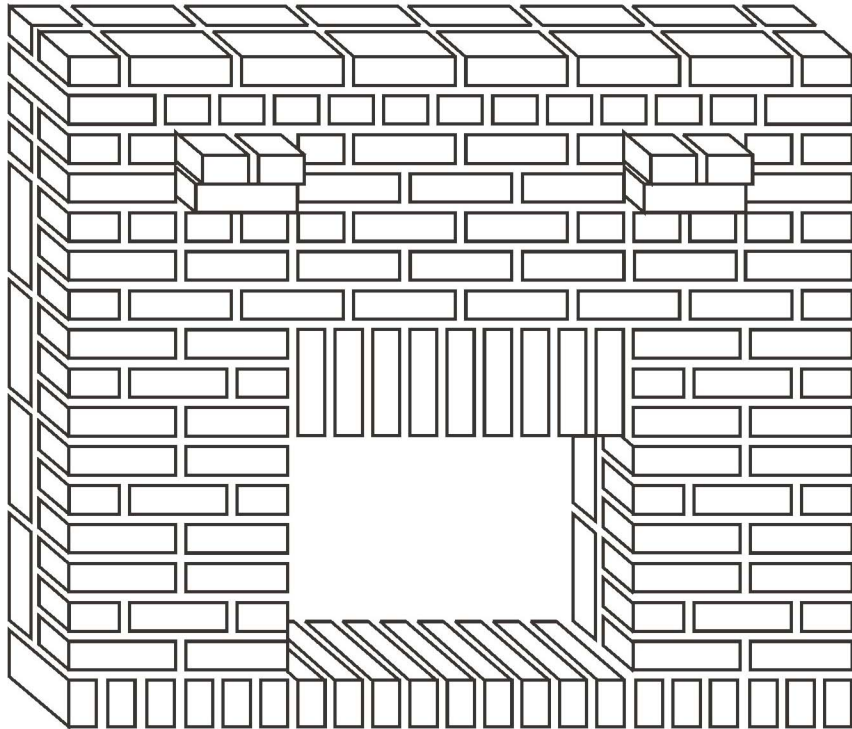
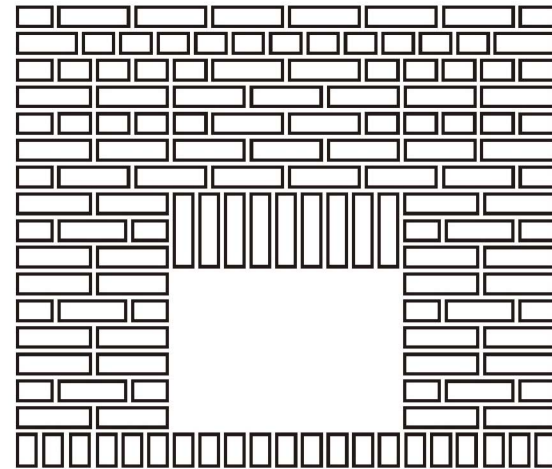


MASONRY PROJECT


#19



Pictorial View



Front Elevation



Rear Elevation

**Bon Tool Co. does not guarantee the accuracy of the data.
Please report errors and submit suggestions to Bon Tool Co.**

INSTRUCTIONS

1. Solid brick ends of rowlock & top course.
2. Jointing - front & back to be concave jointed brushed & rejointed
3. First course of brick to be used to level project.

MATERIALS REQUIRED

1. 145 Modular Brick
2. 16 Solid Brick
3. 13 4 x 8 x 8 Block
4. 1 32" Lintel - 3" x 3"
5. 10 Galvanized Wall Ties

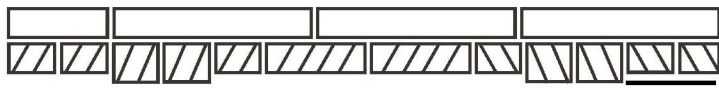
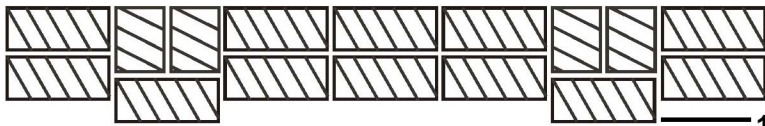
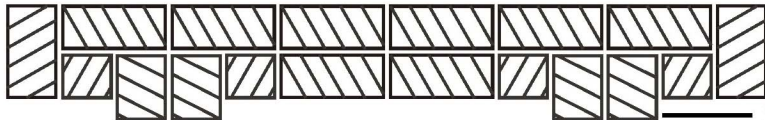
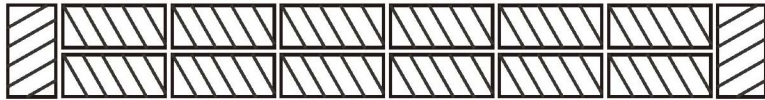
Bon Tool Co.

Gibsonia, PA 15044 • USA • 724-443-7080 • www.bontool.com

MASONRY PROJECT #19

(Continued)

Courses



16

15

14

13

12

11

2 1/4"

1 1/2"

1/2"

Courses



1 2 3 4 5 6 7

10

8


7, 5

2, 4, 6

1, 3, 5



End



16
15
14
13
12
11
10
9
8
7
6
5
4
3
2
1
Rowlock

Corbel 3/4" Per Course

3 - 3

Bon Tool Co.

Gibsonia, PA 15044 • USA • 724-443-7080 • www.bontool.com