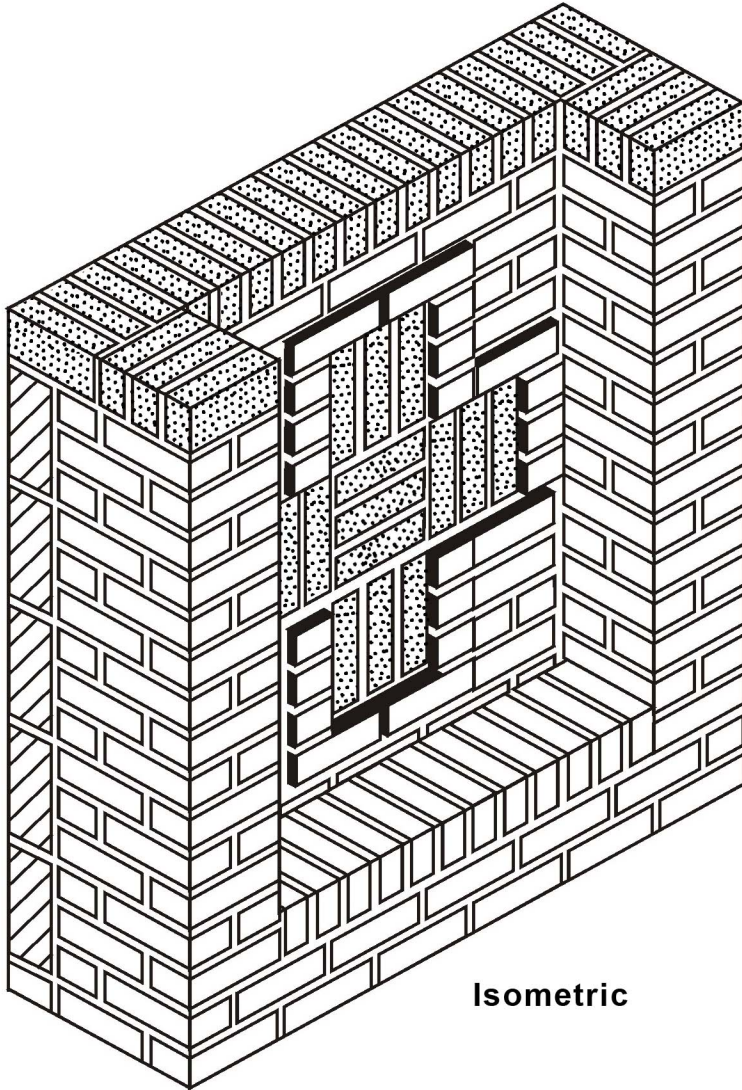
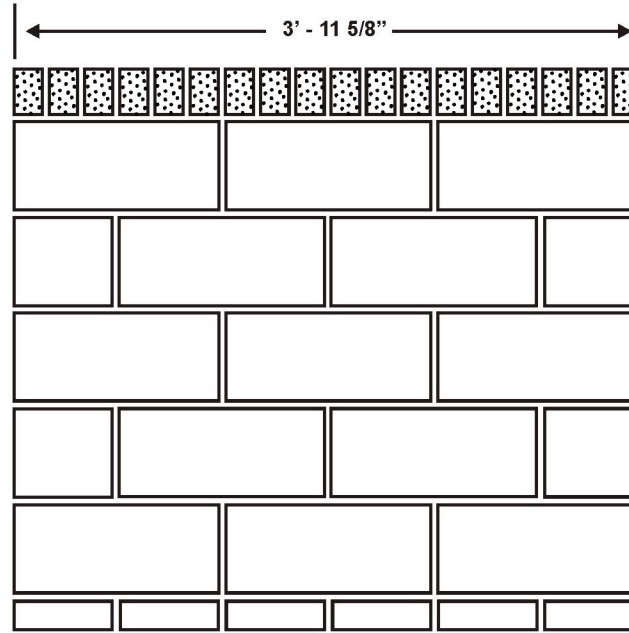


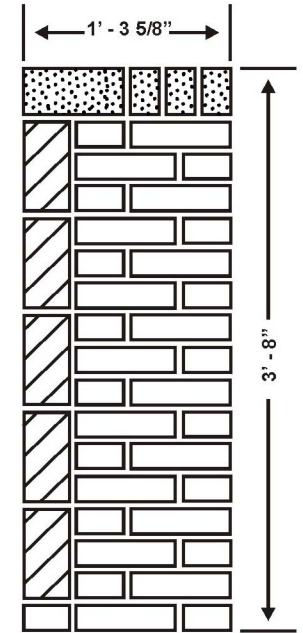
# MASONRY PROJECT #42



Isometric



Rear Elevation



Left Side Elevation

**Bon Tool Co. does not guarantee the accuracy of the data.  
Please report errors and submit suggestions to Bon Tool Co.**

## INSTRUCTIONS

1. Build wall as shown.
2. First course of brick to be used to level project.
3. Brick coursing to be 3 in 8" from top of first course up.
4. Fill all head and bed joints.
5. All sides to be finished with concave joint. Inside the 1/2" projection to be finished flush.
6. Cleaning to be by brushing only.

## MATERIALS REQUIRED

1. 42 - Uncored brick
2. 190 - Cored brick
3. 8 - Z Ties
4. 13 - 4" x 8" x 16" Concrete Block
5. 4 - 4" x 8" x 8" Concrete Block


 - Denotes uncored brick  - Denotes block

**Bon Tool Co.**

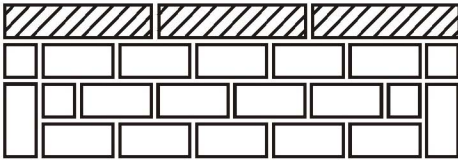
Gibsonia, PA 15044 • USA • 724-443-7080 • [www.bontool.com](http://www.bontool.com)

# MASONRY PROJECT #42

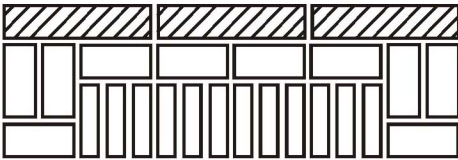
## (Continued)



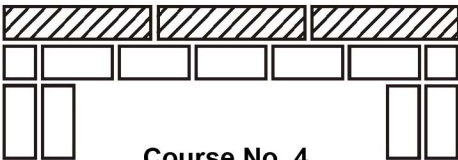
Course No. 1



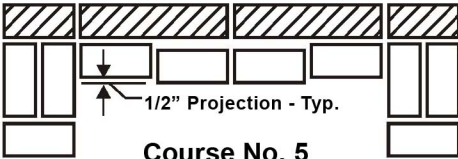
Course No. 2



Course No. 3



Course No. 4




Course No. 5



Course No. 6



Course No. 7 & 13



Course No. 8




Course No. 9



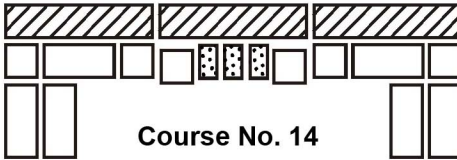
Course No. 10



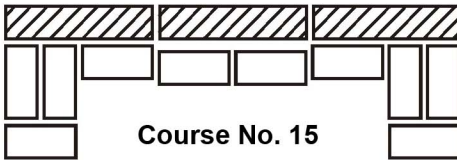
Course No. 11



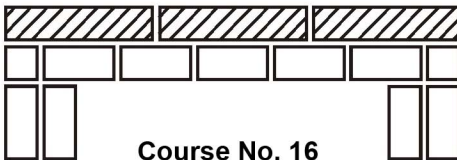
Course No. 12



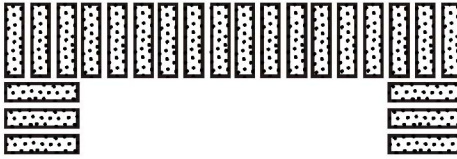
Course No. 14



Course No. 15



Course No. 16



Rowlock Course

**Bon Tool Co.**

Gibsonia, PA 15044 • USA • 724-443-7080 • [www.bontool.com](http://www.bontool.com)